


# Hand Sweep Sensor Switch

Model No.: E1-B

Hand sweep sensor / DC12-24V / 4A output / Aluminum profile installation

## Features

- Hand sweep sensor switch, connected directly to the low voltage LED strip.
- When hand sweep, the strip turn on gradually.  
When hand sweep again, the strip turn off gradually.
- Max 4A output current, max output power 96W@24V.
- Generally installed in the aluminum lamp strip housing.
- 3M paste in the bottom of the PCBA make easy installation and security.
- Low cost and high stability.
- Widely used in table lamps, bedroom lamps, wardrobe lights, etc.



FC CE RoHS emc LVD

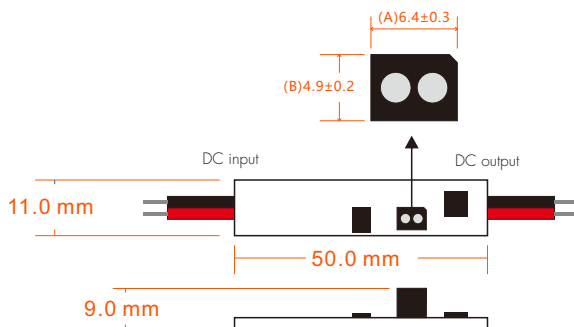
## Technical Parameters

Input and Output	
Input voltage	12-24VDC
Output voltage	12-24VDC
Output power	Max. 48W@12V Max. 96W@24V

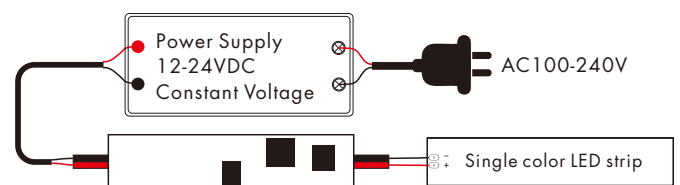
Safety and EMC	
EMC standard (EMC)	ETSI EN 301 489-1 V2.2.3 ETSI EN 301 489-17 V3.2.4
Safety standard (LVD)	EN 62368-1:2020+A11:2020
Certification	CE, EMC, LVD
Operation temperature	Ta: -30°C ~ +55°C

Sensor data	
Detective distance	≤8cm
Detective angle	15-30
Warranty and Protection	
Warranty	5 years
Protection	Reverse Polarity

## Dimension



## Wiring Diagram



## Installation attention

1. The sensor should not be exposed to direct sunlight, or interference signal will be introduced
2. Cut a hole in size L7 x H5mm on the PC cover.
3. Put mini sensor switch into profiles when power is off, put the detector head to the hole.
4. Pay attention to power input and LED output polarity.

